

Global Investment Account

in alliance with Interactive Brokers LLC



Why Invest in Overseas Markets?

Diversification

- Global securities give your portfolio the ultimate flexibility with diversification.
- Access to global markets help you curate a portfolio, which can lower the country risk, giving you better risk-adjusted returns.

Invest in leaders and innovators

- Own shares of the best companies of the world. You can choose to put your money in companies who are global leaders in their respective business, as well as green field innovators, who are likely to benefit in the future

Build a Global currency corpus

- Be it foreign travel, real estate, education or even for emergency funds, invest in global currency and build a portfolio for your future needs

US stock markets make upto 50% of global stocks

ICICIdirect Global Investment platform.
Invest across major global markets.



Invest in your favorite brands listed in USA, UK,
Japan, Hong Kong, Germany and Singapore

Overseas Investment in alliance with Interactive Brokers LLC



ICICI Securities Ltd is acting as an Introducing Broker for Interactive Brokers LLC.

About Interactive Brokers LLC.



On a consolidated basis, IBKR's equity capital exceeds USD 8.5 billion

IBKR is a listed firm on NASDAQ with stock code IBKR

IBKR has over USD 288 billion in client equity

IBKR has a BBB+ rating by S&P with a positive outlook

As of December 2020

Advantages of ICICIdirect Global account



Seamless Account Opening

Complete online account opening through ICICIdirect, in a few clicks. No physical documents required.



No Minimum Balance

Invest freely without worrying about minimum balance.



Best-in-class Platforms

Get comprehensive view of your global portfolio and access to various global research reports to build investment ideas.



Fractional Shares

You can invest only a small amount to own a fraction of a share in US markets, which helps you to create your portfolio effectively.



Competitive Pricing

Attractive plans on offer for global investments.



Security*

Clients' accounts are bankruptcy remote. In addition, every customer is protected by the Securities and Investment Protection Council Insurance (SIPC insurance).

* Cash accounts are opened for the clients. Securities held in the account can't be used for any purpose without clients' consent. Insurance up to USD500,000 of which USD250,000 may be in cash in the event of financial trouble or liquidation of our partner Interactive Brokers, being an SIPC registered brokerage firm. This does not include losses in the stock market. More can be found at www.sipc.org website.

Trade in Overseas Markets

Stocks

- Shares of companies listed on US exchanges

ETFs

- Diversified basket that trade like stocks

Fixed Income

- Listed fixed income securities

Mutual Funds

- Non-US mutual funds

Global Investment Onboarding Journey



Cost Effective Global Investments

No Minimum Balance

No Inactivity Fee

No Custody Charges

US Real-Time Non Consolidated Streaming Quotes

One withdrawal from cash account maintained with IBKR is free per month*

*There is a USD 10 fee for additional withdrawals if made within the same month

Attractive Subscription Plans

**2
months
free**

Global Starter

- Brokerage*:
US\$ 2.99 / Order
- No per share rate
- Subscription Fee:
> INR 999 per year

**2
months
free**

Global Advantage

- Brokerage*:
1 US Cent / Share
- Minimum Order:
No minimum
- Subscription Fee:
> INR 9,999 per year

Introductory Offer: Complimentary 2 months subscription

* For US markets only.

[Click here](#) or visit https://www.icicidirect.com/mailimages/Non_US_CommissionCharges.pdf

to know pricing for other markets

Protection to Client Funds & Securities



*Cash accounts are opened for the clients. Securities held in the account can't be used for any purpose without clients' consent. Insurance up to USD500,000 of which USD250,000 may be in cash in the event of financial trouble or liquidation of our partner Interactive Brokers, being an SIPC registered brokerage firm. This does not include losses in the stock market. More can be found at www.sipc.org website.

How much can be invested

Liberalised
Remittance
Scheme of
USD 250,000

For Resident Indian Customers Only



LRS - Limit and regulation

Liberalized Remittance Scheme(LRS)

Under this scheme resident Indians are permitted to remit upto USD 2,50,000 per financial year for all current and capital account transactions. Eg.:

- Current account transactions include purposes such as education, employment, emigration, maintenance of close relatives, medical treatment etc
- Capital account transactions include purposes such as gift, donation, investment in foreign securities, acquisition of property, opening of foreign currency account etc.

Common purposes for which customers require Forex are:

Personal Travel , Education, Maintenance, Gift ,Donation, Medical treatment, investment etc

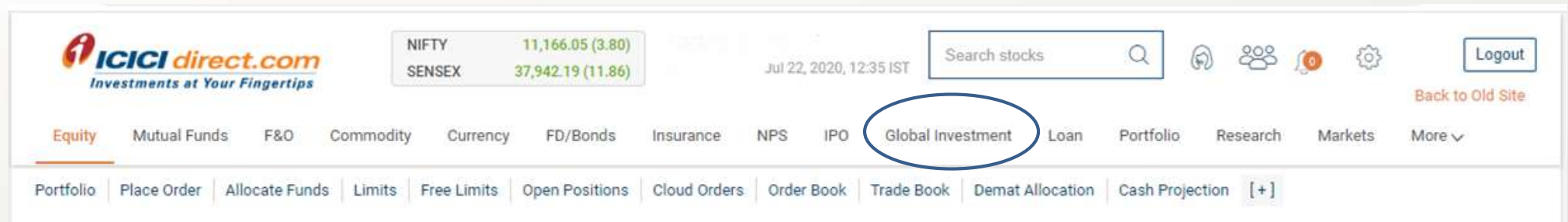
Transactions availed by customers for above mentioned purposes irrespective of mode of product fall under the purview of LRS.

PAN is mandatory for all transactions under LRS

ICICIdirect Global platform - Walkthrough

How to use ICICIdirect Global platform?

Step 1: Browse to 'Global Investment' tab



The screenshot shows the top navigation bar of the ICICI direct Global platform. The logo 'ICICI direct.com' is on the left. In the center, there are market indices: NIFTY at 11,166.05 (3.80) and SENSEX at 37,942.19 (11.86). To the right is a search bar labeled 'Search stocks' and a 'Logout' button. Below the search bar is a 'Back to Old Site' link. The main navigation menu includes: Equity, Mutual Funds, F&O, Commodity, Currency, FD/Bonds, Insurance, NPS, IPO, Global Investment (circled in blue), Loan, Portfolio, Research, Markets, and More. A secondary menu at the bottom includes: Portfolio, Place Order, Allocate Funds, Limits, Free Limits, Open Positions, Cloud Orders, Order Book, Trade Book, Demat Allocation, and Cash Projection with a plus sign icon.

Step 2: Click 'Proceed'

A screenshot of the ICICI direct Global landing page. The page has a dark blue background. On the left, there is a graphic of a globe with various currency symbols (USD, EUR, GBP, etc.) and arrows pointing outwards, suggesting global investment. On the right, the ICICI direct Global logo is displayed above the heading 'Invest directly in Global Markets'. Below the heading, there is a short paragraph: 'With a strong digital platform powered by our broker partner Interactive Brokers LLC, we bring a seamless investing experience along with research support'. A 'Proceed' button is located below the text. At the bottom of the page, there is a navigation menu with links: 'Why invest in Global Markets', 'Advantages of Global account', 'How to get started?', 'Subscription Plan', 'How it Works?', 'Frequently Asked Questions', and 'Contact Us'.

ICICI direct Global

Invest directly in Global Markets

With a strong digital platform powered by our broker partner Interactive Brokers LLC, we bring a seamless investing experience along with research support

[Proceed](#)

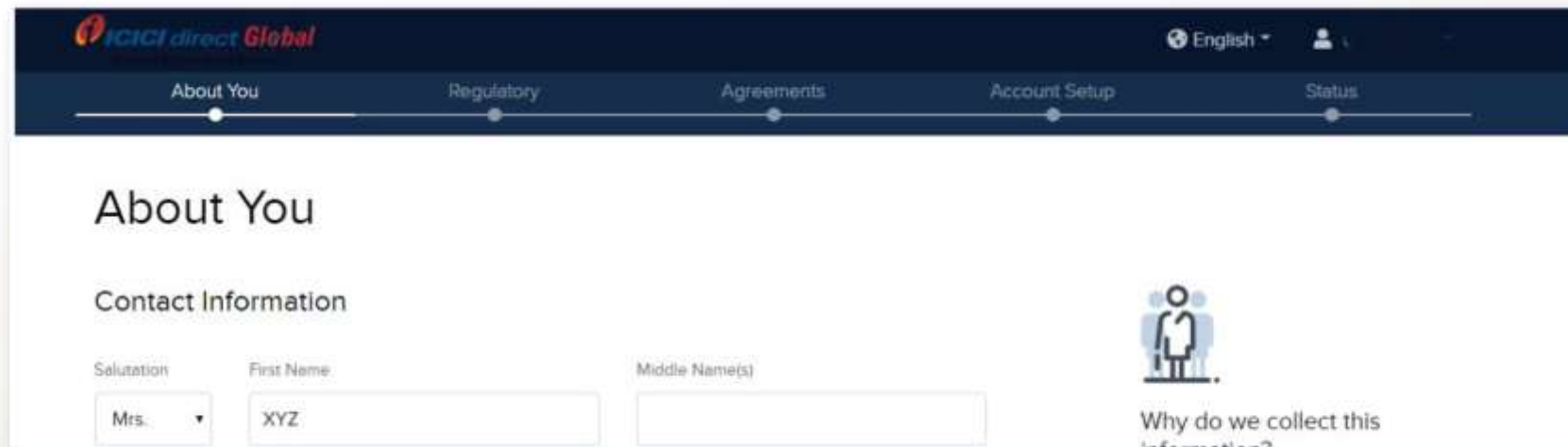
[Why invest in Global Markets](#) | [Advantages of Global account](#) | [How to get started?](#) | [Subscription Plan](#) | [How it Works?](#) | [Frequently Asked Questions](#) | [Contact Us](#)

Step 3: Select 'Subscription Plan' of choice and confirm 'Terms & Conditions'

Subscription Plans

Global Starter	Global Advantage
<hr/>	<hr/>
\$2.99 per order	\$0.01 per share
Rs. 0 account opening charges	Rs. 0 account opening charges
Trial period - 60 days	Trial period - 60 days
<input type="radio"/> Rs. 999 for 365 days	<input type="radio"/> Rs. 9999 for 365 days
* applicable to US markets only	* applicable to US markets only

Step 4: Complete the form by filling necessary information



The screenshot shows the 'About You' section of the ICICI direct Global account setup process. At the top, there is a dark blue navigation bar with the ICICI direct Global logo on the left and 'English' and a user icon on the right. Below this is a progress indicator with five steps: 'About You', 'Regulatory', 'Agreements', 'Account Setup', and 'Status'. The 'About You' step is currently active. The main content area is titled 'About You' and contains a 'Contact Information' section. This section includes three input fields: 'Salutation' (a dropdown menu with 'Mrs.' selected), 'First Name' (a text box containing 'XYZ'), and 'Middle Name(s)' (an empty text box). To the right of these fields is an icon of a person and a link that says 'Why do we collect this information?'.





Step 5: Upload PAN card and Address Proof copy. No upload will be required for CKYC approved customers

Step 6: Ensure all steps are attended to. Note:
Fund your account is an optional step and can be carried out later

Application Status

Final Steps to a Completed Application

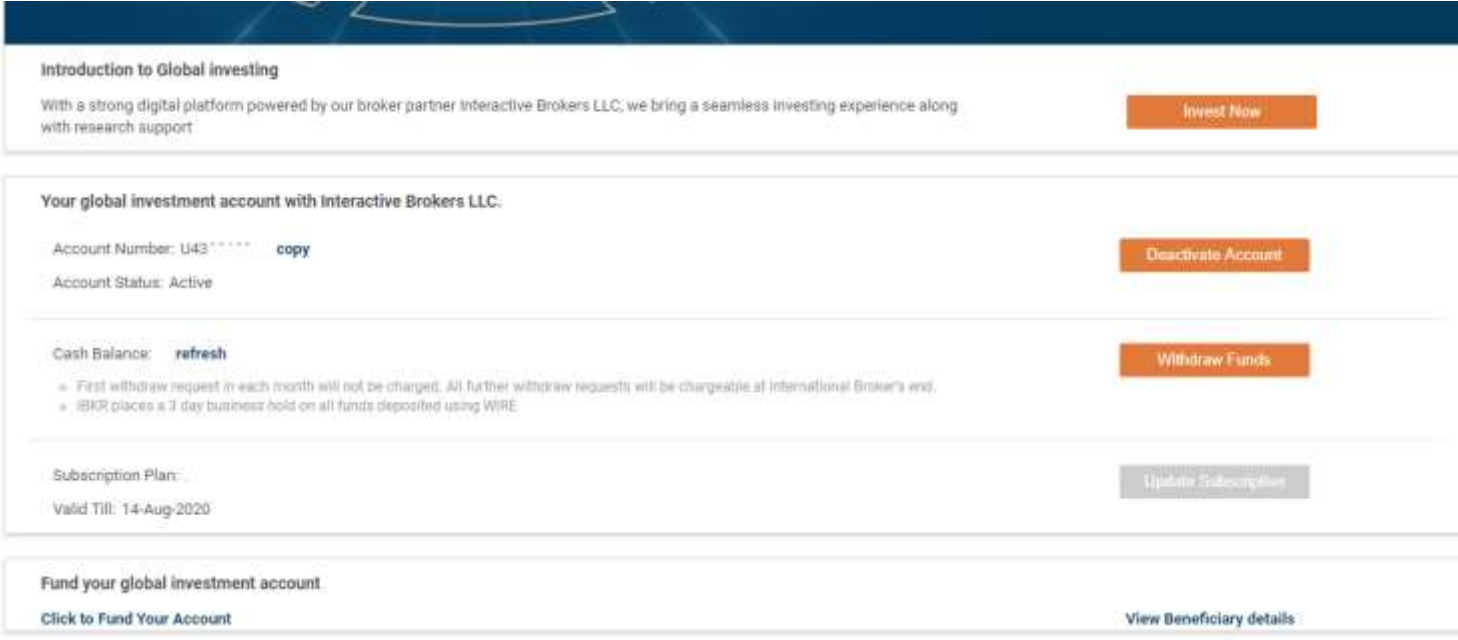
Review and complete the following items where applicable.

	Fund Your Account We review funded account applications first. If for any reason your application does not get approved, we will send your money back.	Fund Your Account
	Confirm Mobile Number +919	COMPLETED
	Submit A Photo ID To Verify Your Identity ⓘ Ms. (Account Holder)	COMPLETED
	Submit A Document To Verify Your Residential Address ⓘ Ms. (Account Holder)	COMPLETED

Step 7: After the account is opened an email intimating the same will be sent to the client



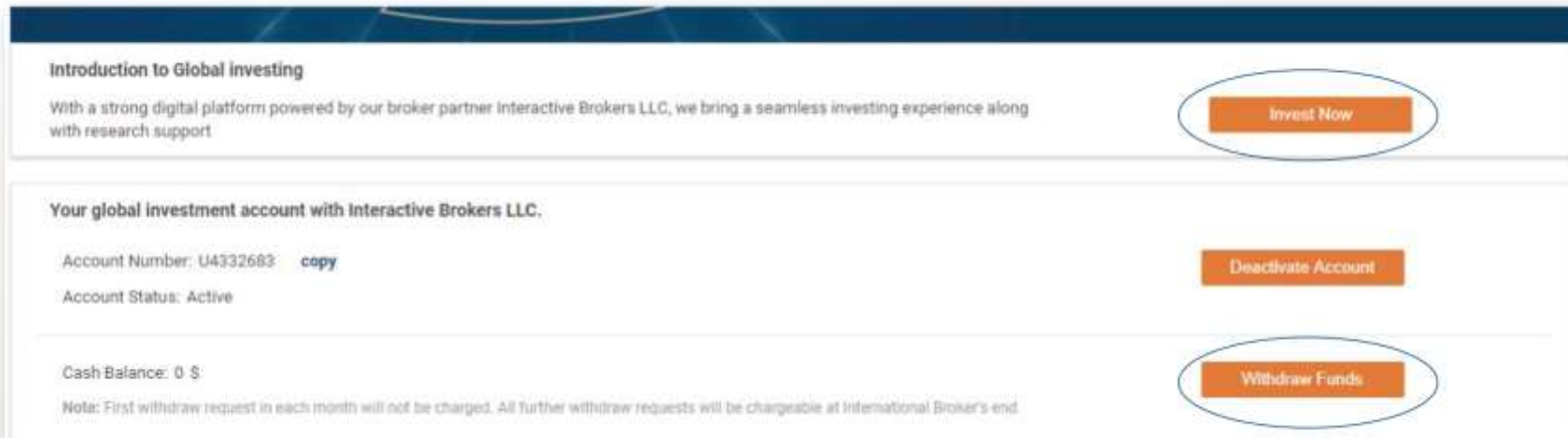
Step 8: Client can fund the account. Online link for remittances as well as beneficiary details for offline remittances will be available on websites.



The screenshot displays a user interface for managing a global investment account. It is organized into four distinct sections, each with a title and a corresponding action button:

- Introduction to Global investing:** A brief introductory text is followed by an orange button labeled "Invest Now".
- Your global investment account with Interactive Brokers LLC:** This section provides account details: "Account Number: U43**** copy" and "Account Status: Active". It includes an orange button for "Deactivate Account".
- Cash Balance:** Shows a "refresh" link and two bullet points: "First withdraw request in each month will not be charged. All further withdraw requests will be chargeable at International Broker's end." and "IBKR places a 3 day business hold on all funds deposited using WIRE". An orange button for "Withdraw Funds" is present.
- Subscription Plan:** Displays "Valid Till: 14-Aug-2020" and a grey button for "Update Subscription".
- Fund your global investment account:** Features a link "Click to Fund Your Account" and a link "View Beneficiary details".

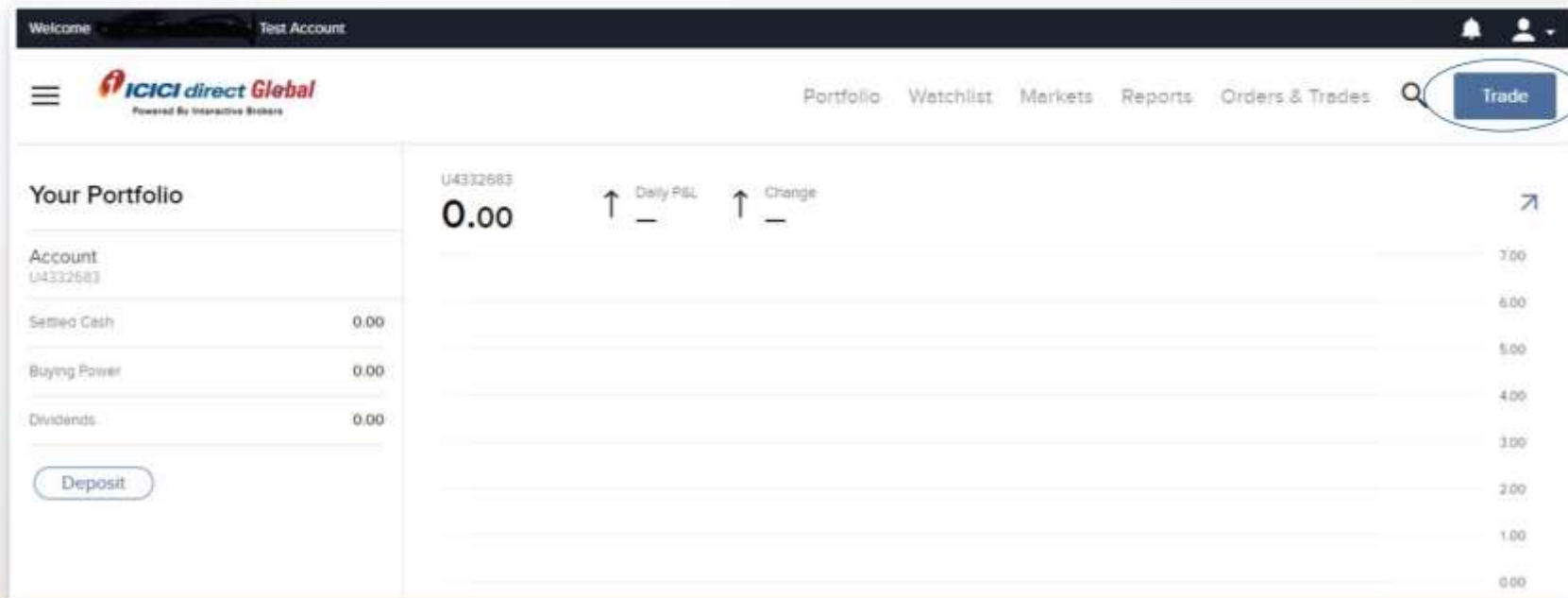
Step 9: Customer can now access the portal by clicking on 'Invest Now'.
Customer can withdraw funds using the 'Withdraw Funds' option



The screenshot displays a user interface for an investment portal. It is divided into three horizontal sections, each with a title on the left and an action button on the right. The first section is titled 'Introduction to Global investing' and contains introductory text. The second section is titled 'Your global investment account with Interactive Brokers LLC.' and displays account details such as 'Account Number: U4332683' and 'Account Status: Active'. The third section shows 'Cash Balance: 0 \$' and a note about withdrawal charges. The buttons 'Invest Now', 'Deactivate Account', and 'Withdraw Funds' are highlighted with blue ovals.

Section	Text	Action Button
Introduction to Global investing	With a strong digital platform powered by our broker partner Interactive Brokers LLC, we bring a seamless investing experience along with research support	Invest Now
Your global investment account with Interactive Brokers LLC.	Account Number: U4332683 copy Account Status: Active	Deactivate Account
Cash Balance: 0 \$	Note: First withdraw request in each month will not be charged. All further withdraw requests will be chargeable at International Broker's end	Withdraw Funds

Step 10: Once the account is funded, customer can place the trade on the portal

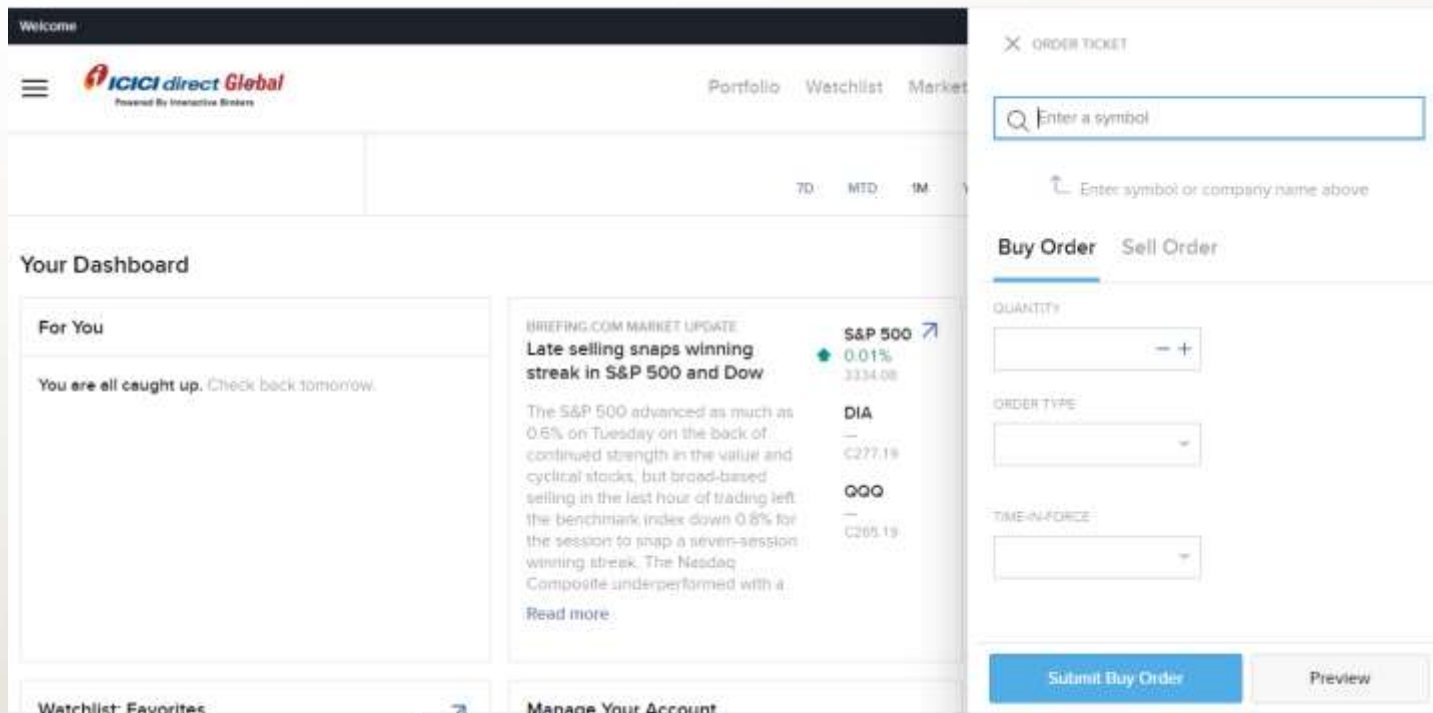


The screenshot displays the ICICI direct Global trading portal interface. At the top, there is a navigation bar with the following items: "Welcome", "Test Account", a notification bell icon, a user profile icon, and a search icon. Below the navigation bar, the "Trade" button is circled in red. The main content area is divided into two sections. On the left, under the heading "Your Portfolio", there is a table with the following data:

Account	U4332683
Settled Cash	0.00
Buying Power	0.00
Dividends	0.00

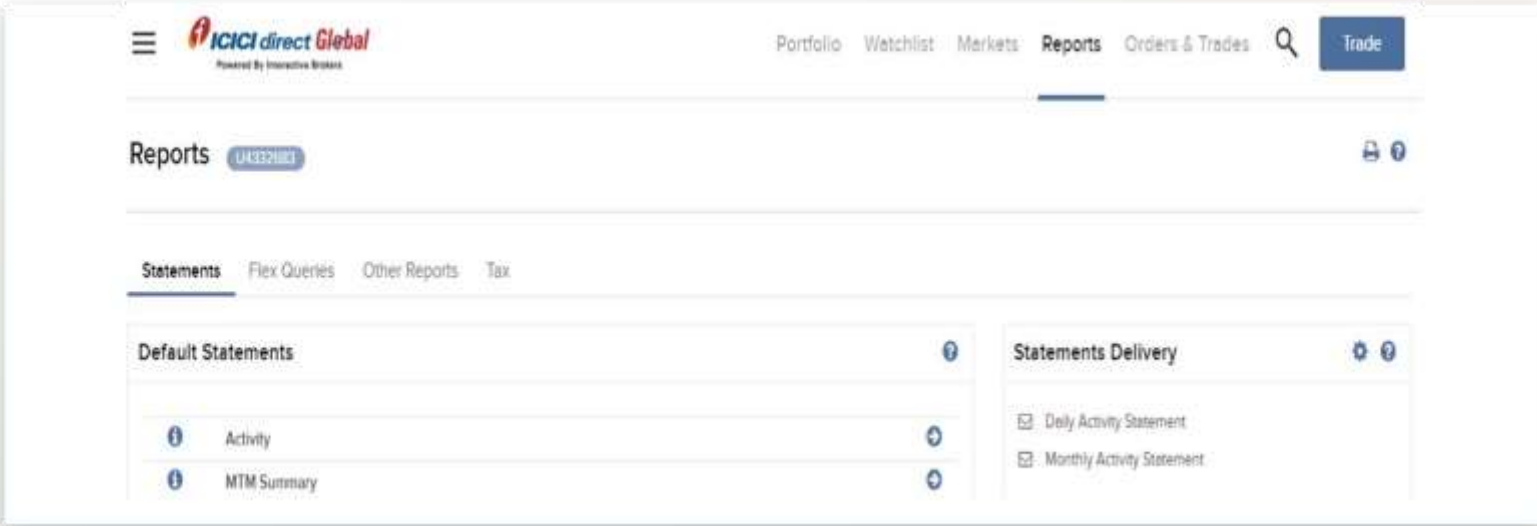
Below the table is a "Deposit" button. On the right side of the main content area, there is a summary section showing the account number "U4332683", a balance of "0.00", and two indicators for "Daily P&L" and "Change", both showing an upward arrow and a minus sign. To the right of this summary is a vertical axis with values from 0.00 to 7.00 in increments of 1.00.

Step 11: Buy and Sell orders can be placed by clicking on the Trade option



The screenshot displays the ICICI direct Global trading platform. The main dashboard includes a 'For You' section with a message: 'You are all caught up. Check back tomorrow.' A market update section titled 'BRIEFING.COM MARKET UPDATE' features the headline 'Late selling snaps winning streak in S&P 500 and Dow'. The update text states: 'The S&P 500 advanced as much as 0.6% on Tuesday on the back of continued strength in the value and cyclical stocks, but broad-based selling in the last hour of trading left the benchmark index down 0.8% for the session to snap a seven-session winning streak. The Nasdaq Composite underperformed with a'. A 'Read more' link is provided. To the right of the text are three stock tickers: S&P 500 (3334.08, +0.01%), DIA (2277.19), and QQQ (2265.19). An 'ORDER TICKET' overlay is positioned on the right side of the screen. It contains a search bar with the placeholder 'Enter a symbol', a dropdown menu for 'Enter symbol or company name above', and tabs for 'Buy Order' and 'Sell Order'. Below these are input fields for 'QUANTITY' (with minus and plus buttons), 'ORDER TYPE', and 'TIME-IN-FORCE'. At the bottom of the overlay are two buttons: 'Submit Buy Order' and 'Preview'.

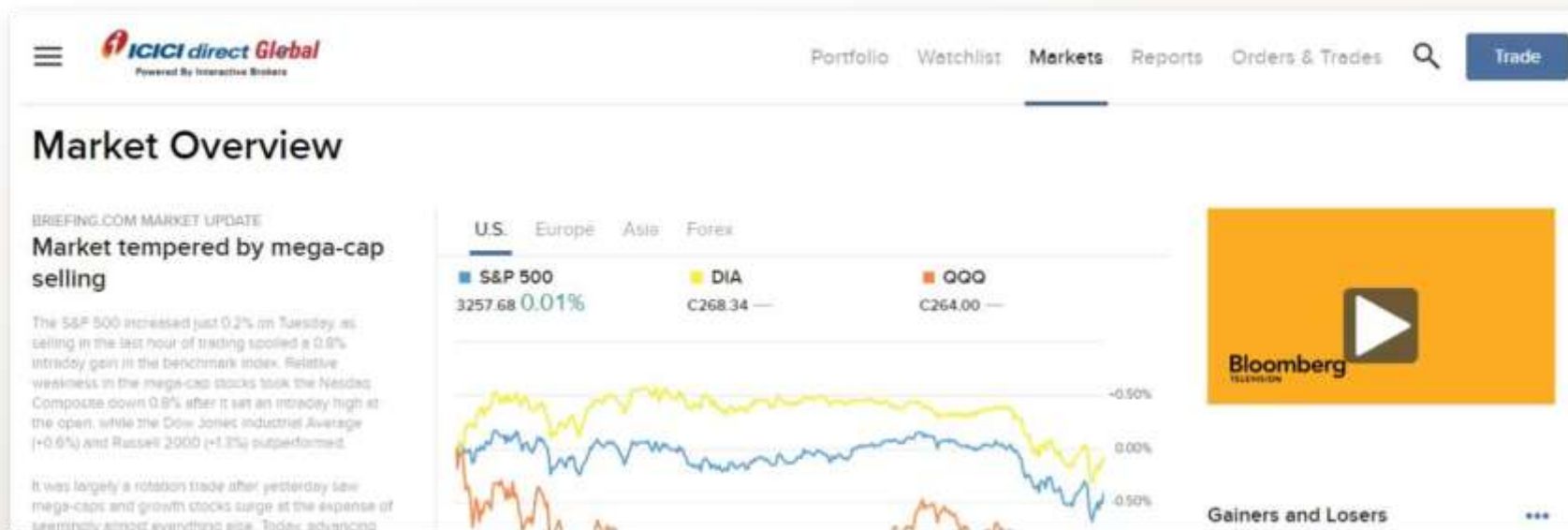
Step 12: Various reports e.g. transaction statement, realized / unrealized gains, etc. will be available



The screenshot shows the 'Reports' section of the ICICI direct Global website. The navigation bar includes 'Portfolio', 'Watchlist', 'Markets', 'Reports', 'Orders & Trades', and a 'Trade' button. The 'Reports' section is active, showing a 'Reports' header with a 'UNSUBSCRIBED' button and a lock icon. Below the header, there are tabs for 'Statements', 'Flex Queries', 'Other Reports', and 'Tax'. The 'Statements' tab is selected, displaying two columns: 'Default Statements' and 'Statements Delivery'. The 'Default Statements' column lists 'Activity' and 'MTM Summary'. The 'Statements Delivery' column lists 'Daily Activity Statement' and 'Monthly Activity Statement', both with checkboxes.

Default Statements	Statements Delivery
<input type="checkbox"/> Activity	<input checked="" type="checkbox"/> Daily Activity Statement
<input type="checkbox"/> MTM Summary	<input checked="" type="checkbox"/> Monthly Activity Statement

Step 13: Stock level information, research, market insights, live Bloomberg TV, etc. will be available on the portal



The screenshot displays the 'Market Overview' section of the ICICI direct Global website. At the top, there is a navigation bar with 'Portfolio', 'Watchlist', 'Markets', 'Reports', 'Orders & Trades', and a 'Trade' button. The main content area is titled 'Market Overview' and includes a 'BRIEFING.COM MARKET UPDATE' section with the headline 'Market tempered by mega-cap selling'. Below the headline is a short paragraph of text. To the right of the text is a line chart showing the performance of three indices: S&P 500 (blue), DIA (yellow), and QQQ (orange). The chart shows a general upward trend for all three indices, with a slight dip at the end. The S&P 500 is at 3257.68 (0.01%), DIA is at C268.34, and QQQ is at C264.00. Below the chart is a 'Gainers and Losers' section with a play button icon and the Bloomberg Television logo.

Market Overview

BRIEFING.COM MARKET UPDATE

Market tempered by mega-cap selling

The S&P 500 increased just 0.2% on Tuesday, as selling in the last hour of trading spoiled a 0.8% intraday gain in the benchmark index. Relative weakness in the mega-cap stocks took the Nasdaq Composite down 0.8% after it set an intraday high at the open, while the Dow Jones Industrial Average (+0.6%) and Russell 2000 (+1.3%) outperformed.

It was largely a rotation trade after yesterday saw mega-caps and growth stocks surge at the expense of seemingly almost everything else. Index advancing

U.S. Europe Asia Forex

S&P 500 3257.68 0.01%

DIA C268.34 —

QQQ C264.00 —

Bloomberg Television

Gainers and Losers

FAQs

What are fractional shares?

- Fractional shares allow you to buy a dollar value of a stock irrespective of its price. This means that you can own a fraction of a share in a stock on the US markets! Basically, if a stock is too expensive because each share is costing a lot, just buy a small fraction of the stock.

Who is the executing and clearing broker?

- Interactive Brokers LLC is the broker that executes and clears your trades, ICICI Securities is an introducing broker to Interactive Brokers.

Interactive Brokers is a US based brokerage firm with USD 8.1 billion in equity capital as of June 2020. The company is listed on the NASDAQ. As of June 2020, Interactive Brokers has over USD 203 billion in client equity.

How can I verify ownership of the shares?

- When you go to the global market page i.e. the client portal, you will be able to download your statement which will show you the holdings currently on the account as well as all transactions done in the past.

Where is my investing account held? Who holds my shares? Who is the custodian of my account?

- Your investing account is opened with our partner platform Interactive Brokers LLC - regulated by FINRA and SEC in US. Interactive Brokers is also the executing and clearing broker as well as a global custodian.

Will I be able to use my margins to buy these shares?

- Margin trading or leverage of any sort is not permissible per RBI regulations on global markets for Indian residents.

Who bears the Foreign Exchange rate charges?

- Money transfer charges are decided by the remitting bank. These need to be borne by the customer directly.
- These charges are levied on both outward and inward remittance

What is the timeframe for settlement?

- Settlement cycle is T+3 for US Markets

Can I also invest in IPOs in these exchanges?

- US IPO's are currently not supported for Indian residents.

Is my ICICI Direct and ICICI Direct Global account cross marginable? Can I move money between the two accounts?

- No, this is not possible at this moment

How long does it take to deposit and withdraw my money?

- Generally, it takes anywhere between 1-4 business days, normally, funds arrive and are sent back within 24 hours.

Is there a minimum net worth I need to have to qualify for an ICICI Direct Global Account?

- Yes, to qualify to open an account to invest on ICICI Direct Global, your net worth and liquid net worth must be greater than USD 5,000.

Disclaimer

ICICI Securities Ltd.(I-Sec). Registered office of I-Sec is at ICICI Securities Ltd. - ICICI Centre, H. T. Parekh Marg, Churchgate, Mumbai - 400020, India, Tel No : 022 - 2288 2460, 022 - 2288 2470. I-Sec is a Member of National Stock Exchange of India Ltd (Member Code :07730) and BSE Ltd (Member Code :103) and having SEBI registration no. INZ000183631.

Attention is drawn to the SEBI press release no. PR No: 47/ 2018 dated October 30, 2018 issued in the interest of investors in the securities market. Vide the said press release, SEBI has informed that the foreign trading platform are not supervised by any Regulatory body in India. SEBI has further informed that the inherent complexity of the products offered by such firms/web-portals/platforms may not suit the risk profile of the investors and their excessive leverage can result in significant losses to investors.

In view of above, SEBI has cautioned investors to avoid participating in such unregulated web portals / entities offering transactions in securities (including derivatives) which are executed or undertaken on the terminal of foreign exchanges/platforms. The investors may also note that for any kind of claim/dispute relating to such participation or enforcement of any agreement/contract/claim, etc., the following recourses shall not be available to them:-

- Rights of investors under bye-laws/regulations of Recognized Stock Exchange(s) and investor protection under Indian securities laws.
- Dispute resolution mechanism administered by Recognized Stock Exchange(s).
- Investor grievance redressal mechanism administered by Recognized Stock Exchange(s).

Further, the Investor would not have access to Exchange (NSE and BSE) investor redressal forum or Arbitration mechanism.

The contents herein above shall not be considered as an invitation or persuasion to trade or invest. I-Sec and affiliates accept no liabilities for any loss or damage of any kind arising out of any actions taken in reliance thereon. While due care has been taken, I-Sec and affiliates accept no liabilities for any loss or damage of any kind arising out of any inaccurate, delayed or incomplete information nor for any actions taken in reliance thereon. ICICI Securities Ltd. makes no warranties or representations, express or implied, on products and services offered through the platform. It accepts no liability for any damages or losses, however, caused in connection with the use of related services. ICICI securities Ltd is not liable for any loss or damage of any kind arising out of investments outside India.

Disclaimer

ICICI Securities role here is limited to Introducing broker. ICICI Securities will introduce the customer with the platform provider Interactive Broker LLC post which clients will be directly sharing their details to them. Once customers have been referred, they are solely responsible for any and all orders placed by them, and understand that all orders are unsolicited and based on their own investment decisions. ICICI Securities and any of its employees, agents, principals, or representatives DO NOT: provide recommendations of any security, transaction, or order; provide investment advice; produce or provide research to any user regarding any security, transaction, or order; handle funds or securities related to securities orders or effect the clearance or settlement of a user's trades done through Interactive Brokers LLC. All processes including KYC will be executed by Interactive Brokers LLC directly with client and ICICI Securities will not incur any personal financial liability.

All Investment in securities market are subject to market risks, read all the related documents carefully before investing. Clients understand that Foreign exchange/ currency are subject to fluctuations risk and any losses arising out of the same shall be borne by themselves and ICICI Securities and Interactive Brokers LLC shall not be liable for the same.

All logos and trademarks belong to their respective legal owners.

Interactive Brokers LLC is a registered Broker-Dealer, Futures Commission Merchant and Forex Dealer Member, regulated by the U.S. Securities and Exchange Commission (SEC), the Commodity Futures Trading Commission (CFTC) and the National Futures Association (NFA), and is a member of the Financial Industry Regulatory Authority (FINRA) and several other self-regulatory organizations. Interactive Brokers does not endorse or recommend any introducing brokers, third-party financial advisors or hedge funds, including ICICI Securities Ltd. Interactive Brokers provides execution and clearing services to customers. None of the information contained herein constitutes a recommendation, offer, or solicitation of an offer by Interactive Brokers to buy, sell or hold any security, financial product or instrument or to engage in any specific investment strategy. Interactive Brokers makes no representation, and assumes no liability to the accuracy or completeness of the information provided on this website.

For more information regarding Interactive Brokers, please visit www.interactivebrokers.com